

PLACEMENT EVENT MANAGENT SYSTEM

C.Anuradha¹, Mohamed Salman.R², John Dalton.H³

^{1,2} Ug Dept Of Computer Science Engineering,Bharath University,Chennai-73,Tamil Nadu

^{3,4} Assistant Professor Dept Of Computer Science Engineering,Bharath University,Chennai

Email:salmannasila@gmail.com2, johndalton1703@gmail.com3

Abstract

The main purpose of this project is to simplify the process of handling each placement event by providing a web interface for admin and coordinator. The admin part consists of multiple modules to initiate with the placement event by adding the type of events (on campus or off campus), adding students who are interested in a particular event, adding coordinators who will conduct the particular activity which is allotted by the admin itself and lastly, viewing the results of event held in college. The coordinator part has come up with handling all the related activity assigned by the admin. Coordinator performs various task such as taking the attendance of the students who are registered for a particular event, viewing the list of students from each round, generating the results based on multiple rounds performed by the student and also can view the student's Name who were got selected from the particular placement event

Key words: vegetable waste; processing by steam-gas and chemical activation for active coals; production conditions, parameters of the porous structure and absorption properties of the obtained adsorbents

Introduction

Now a day, The Internet is most widely used and all systems are being automated. Colleges and universities are also taking the advantage of this automated system. This led to web based automated training and placement portal developed specifically to manage placement process. This system is called as Placement Event management. PEM is a total management and information system, which provides the newest information of all the students in a particular college and about the upcoming job openings. PEM helps the colleges to conquered the difficulty in keeping records of thousands of students by making it to and searching for a student's eligibility for recruitment criteria. It likewise helps in viable and auspicious usage of equipment and programming assets. It has easy to use interface.

This framework can be utilized as an application for the TPO officer of the school to deal with the current and graduated class understudy data concerning positions. It contains every one of the information about the understudies. The framework stores all the individual information of the understudies, similar to their own subtle elements, their total denotes, their range of abilities and specialized aptitudes that are said in the CV to be sent to an organization. It likewise contains the present working organization points of interest and working background of graduated class understudies who are set. Organization individuals signing in may likewise get to any data set up by Students. They can likewise make the position related assets free. Understudies can scan for the material required for the determination procedure, for example, fitness, specialized inquiries... and so forth and different sites for arrangement papers. Temporary job and other position related occasions composed in the school and the accomplishments of the understudy's i.e. chosen understudies' points of interest can be seen by every one of the clients of framework. PEM framework put the data on entryway and the situations they offer with the goal that understudies may see and evaluate open doors for them. It also helps companies coming for campusrecruitment process to see student details. Before coming for campus, company can get information about eligible students along with their interest. Anything TPO needs to talk about with the understudies, he or she can specifically illuminate it online through this entryway.

Literature survey

“Advanced Training And Placement Web Portal” was proposed by Swati Choudhary, Monica Landge, Shital Salunke, Kirti Mhamunkar. This web portal automates activities of TPO cell of college that provides opportunities to the students to increase selection ratio and it maintains student's information automatically. ATPWP framework gives the modules like Student (Current/Alumni understudy), Administrator (TPO officer/TPO Staff/Department staff), Company, Forum. It has the highlights by utilizing which understudies can look for the organization audits, situation papers and so on. TPO can mastermind ridicule test and taunt interviews utilizing this framework. Oversee Company Profiles and Job Postings, Authenticate and enact the understudy profiles and also organization profile, Send Notifications to understudies, make rundown of understudies according to organization criteria for Job Request, gives the rundown of shortlisted understudy with resume to organization HR, send information of shortlisted understudies in light of Search Criteria, Manage understudy profiles.

“ An Interactive Online Training and Placement System ” this paper proposed by Mr.Nilesh Rathod ,Dr.Seema Shah ,Prof. Kavita Shirsat, Online Training and Placement (OTaP) System robotizes exercises of preparing and arrangement cell gives chances to the understudy group to utilize aggregate knowledge to expand choice proportion and backs out procedure of production of administration data consequently. OTaP concentrates on the mechanization of the situation cell. Approving the resumes, imparting about the different employment opportunities to the understudy group, dealing with the corporate relationship for welcoming them for the positions too different exercises, making the situation measurements, checking the advance of the determination procedure and speaking with various clients .OTaP framework gives the module like Student (Current Student/Alumni), Administrator (TPO/TnP Staff/Departmental Staff), Company and Forum. It has the highlights like Integrated Toolkit for Reach-out to Companies Track. It oversees Placement procedure of each Job posting independently. Oversee Company Profiles, Manage Job Postings,Authenticate and enact the understudy profiles, Send Notifications to understudies, Create rundown of understudies according to organization HR Manager Job Request, gives the rundown of shortlisted understudy with resume to organization HR Manager, Export information of shortlisted understudies to exceed expectations document in light of Search Criteria, Manage understudy profile, Set inclinations for understudy qualification criteria for arrangement, Time and Role Based Secured Access to clients.

“Implementation of Online Placement System” was proposed by punna mahesh kumar, c. Veeranagaiah, k. Chandana, In various colleges, training and placement officers have to manage the student's profile and documents of students for their training and placement manually. Placement Officer has to collect the information of various companies who want to recruit students and notify students time to time about them. If any modifications or updates are required in the profile of any student, it has to be searched and done manually Online Placement system is designed to improve existing system. Whatever the information, Placement Officer can pass it to the student via Personal Message through online system. It has user friendly interface

having quick authenticated access to documents. It provides the facility of maintaining the details of the students. It can be accessed throughout the organization with proper login provided.

“Web Based Student Information Management System” was proposed S.R.Bharamagoudar, Geeta R.B, S.G.Totad, Student Information Management System (SIMS) gives a basic interface to upkeep of understudy data. It can be utilized by instructive organizations or universities to keep up the records of understudies effortlessly. The creation and administration of exact, state-of-the-art data with respect to an understudies' scholarly profession is basically critical in the college and universities. Understudy data framework manages all sort of understudy subtle elements, scholastic related reports, school points of interest, course points of interest, educational modules, clump subtle elements, arrangement points of interest and other asset related points of interest as well. It tracks every one of the subtle elements of an understudy from the very first moment to the finish of the course which can be utilized for all revealing reason, following of participation, advance in the course, finished semesters, years, coming semester year educational modules points of interest, exam points of

interest, venture or some other task points of interest, end of the year test result and all these will be accessible through a protected, online interface inserted in the school's site. It will likewise have workforce points of interest, clump execution subtle elements, understudies' subtle elements in all angles, the different scholastic notices to the staff and understudies refreshed by the school organization. It likewise encourage us investigate every one of the exercises occurring in the school, Different reports and Queries can be produced in light of huge choices identified with understudies, group, course, staff, exams, semesters, affirmation and notwithstanding for the whole school.

“Automated System For Placements” was proposed by Rishikesh Bane, Saman Khan, Automated system for placements automates activities of placement cell by providing opportunities to the student community to use collective intelligence to increase selection ratio and eases out process of creation of management information automatically. ASP focuses on the automation of the placement cell. It includes authorizing the resumes, communicating about the various job openings to the student community, managing the corporate relationship for inviting them for the placements as well other activities like providing corporates with student resumes, creating the placement metrics, monitoring the progress of the selection process, communicating with different users etc.

.ASP provides a module for Student (Current Student), Administrator (TPO/ TnP Staff) and TnP coordinator. It manages Placement process of each Job posting individually, authenticate and activate the student profiles, send notifications to students, create list of students as per company HR Manager Job Request, provide the list of shortlisted student with resume, export data of shortlisted students to excel file based on Search Criteria, set preferences for student eligibility criteria for placement, secured Access to users, upload of cv format by the admin as per each company requirement, download of CV by the student, view news and events, update student information and their status with respect to placement, view reports of placements, calendar to be aware of date of arrival of the company, list of students that have registered for the company and various other events happening under Training and Placement.

Problem definition

Now a day's campus placements are conducted in all colleges for all the education fields. Various software and other sector companies are conducting campus recruitment process for selecting candidates. When campus selections are conducted the students have to provide their curriculum vitae to the concern TPO officer for attending the campus interviews. This routine process is maintained manually. Many colleges have automated system but has some limitations. Students uploaded their CVs early in the year, leaving them as it is in time. Lists were produced for each company based on the present information. Students have to check their mail regularly. Searching is done based on the company criteria and requirement.

Dis advantages

- ☐ Required active internet connection

Proposed system

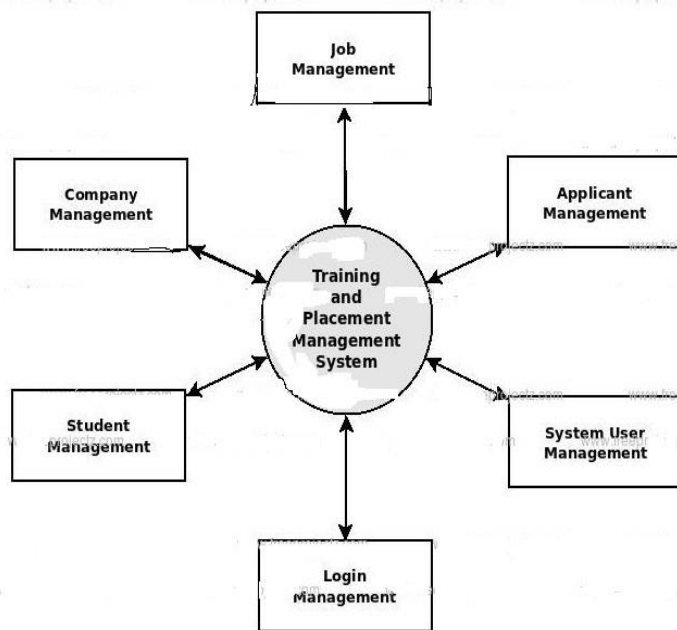
The placement event management give easily access to the student that they can add and retrieve information so quickly. The proposed system is fully computerized, which overcome all the drawbacks of existing system. There are mainly four types of users they are Admin, Student, Companies and Forum. The administrator is the master user who performs different functions like approval and authentication.

Advantages

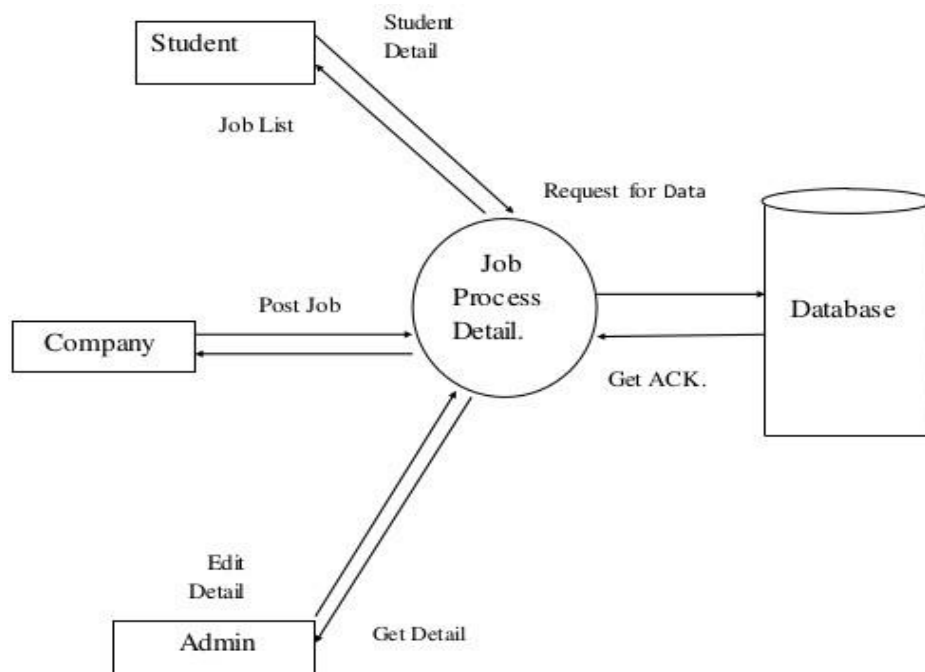
- ☐ Overcomes the dependency of a single person handling all the activity.
- ☐ Multiple can use the web interface to login and perform the desired task.
- ☐ Easy results generation and view shortlists.

- Easy to access the system anywhere and anytime.
- Getting proper notification through mail as well as in SMS.
- Providing mock test and mock interview through PEM.

System architecture



Dataflow diagram



Algorithm**ASP.Net**

ASP.NET Web Forms is a part of the ASP.NET web application framework and is included with Visual Studio. It is one of the four programming models you can use to create ASP.NET web applications, the others are ASP.NET MVC, ASP.NET Web Pages, and ASP.NET Single Page Applications. Web Forms are pages that your users request using their browser. These pages can be written using a combination of HTML, client-script, server controls, and server code. When users request a page, it is compiled and executed on the server by the framework, and then the framework generates the HTML markup that the browser can render. An ASP.NET Web Forms page presents information to the user in any browser or client device. Using Visual Studio, you can create ASP.NET Web Forms. The Visual Studio Integrated Development Environment (IDE) lets you drag and drop server controls to lay out your Web Forms page. You can then easily set properties, methods, and events for controls on the page or for the page itself. These properties, methods, and events are used to define the web page's behavior, look and feel, and so on. To write server code to handle the logic for the page, you can use a .NET language like Visual Basic or C#.

SQL

Microsoft SQL Server is a database management and analysis system for e-commerce, line-of-business, and data warehousing solutions, it is a powerful and easy-to operate back-end database management system, increasingly favored by the majority of database users. More and more development tools are provided with SQL Server interface. SQL Server is a relational database management system, originally developed by three companies, Microsoft, Sybase and Ashton-Tate jointly. The first version was OS/2, launched in 1988. After the release of Windows NT, Microsoft and Sybase SQL Server developers parted ways, Microsoft moved SQL Server to Windows NT system, and focused on the development and promotion of SQL Server Windows NT version. At present, the major database systems already on the market include MySQL, Access, Microsoft SQL Server, Oracle (9i, 10g, 11g). SQL Server and Oracle are the most common database systems in use. This project selected Microsoft SQL Server 2008 as database system because of the following reasons: firstly, although Oracle can be run on all major platforms, and has solved the problem of cross-platform, its enterprise manager is more complex for use. SQL Server 2008 can only run on Windows, but the degree of integration with Windows is better than that of Oracle. In addition, SQL Server is easy and convenient to use and study. Secondly, Oracle is suitable for large-scale projects. SQL Server 2008 applies to small and medium sized projects. Because the relationship between the data tables in the system of the final year project is complex, SQL Server 2008 provides sufficient functionality to meet the project requirements. SQL Server cannot only be applied to small and medium-sized database management and the establishment of a distributed relational database, but also to develop a desktop database. In fact, the basic structure of the SQL Server database processing uses relational database model. SQL Server Enterprise Manager is a key management tool for SQL Server, and complies with the MMC standard user interface, allowing users to define the instance of SQL Server group. The SQL Server also supports functions like registering individual servers the group, configuring all SQL Server options for each registered server, creating and managing all SQL Server database objects, log-ins, users and permissions in for each registered server, and defining and executing all SQL Server administrative tasks on each registered server. DBMS (Database Management System) is large-scale software used to the manipulation and management of the database. It is used to create, use, and maintain the database. DBMS has unified the management and control of the database to ensure the security and integrity of it. The user can access the database in the DBMS, and the administrator through the DBMS database for maintenance. DBMS provides a variety of functions, and multiple applications, and users can use different methods to create, modify, or query the database at the same time or at different times. Microsoft SQL Server is a typical relational database management system, using Transact-SQL language to complete data manipulation.

Microsoft SQL Server is an open system, and other systems can interoperate with it. The features of SQL Server include its reliability, scalability, availability, manageability, and provide users with a complete database

solution.

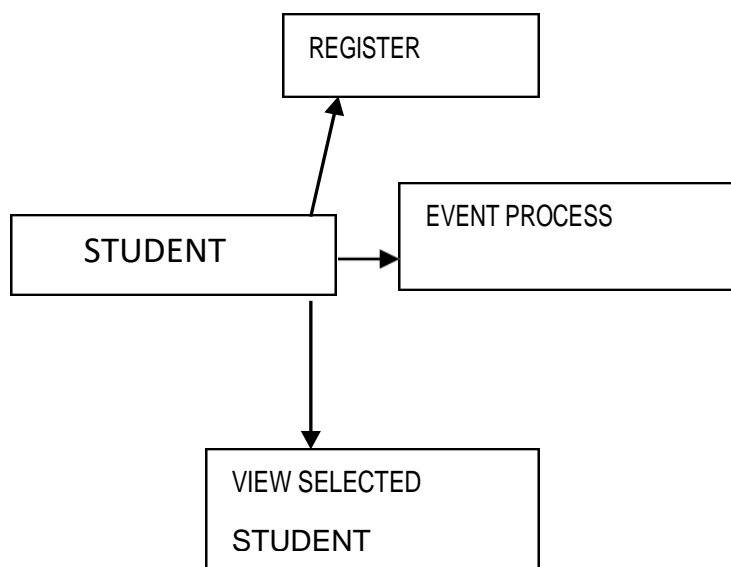
List of modules

1. STUDENT MODULE
2. ADMIN MODULE
3. CO-ORDINATOR MODULE
4. PLACEMENT MODULE

Description&diagram student module

In the student module, once the student login, they will find the news and events at the home page. They can manage the profile by putting all updated information. They can download the study materials required for the placements. They can perform some online aptitude test and mock interviews. They can communicate with the other users like admin, placed/unplaced students. By the student and also can view the student's name who were got selected from the particular placement event.

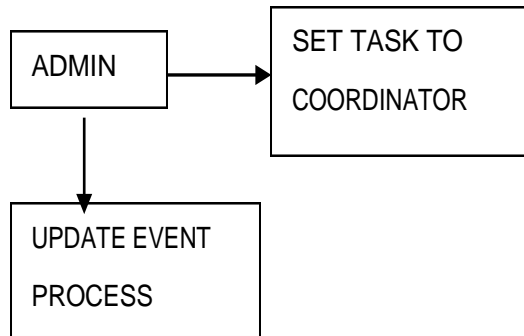
Student module diagram



Admin module

In this module, admin can handle all the process in this project. Admin can allocate work for coordinator to handle the student placement event. Admin update student who got placed in some event. Admin manage the whole process in this placement event management.

Admin module diagram

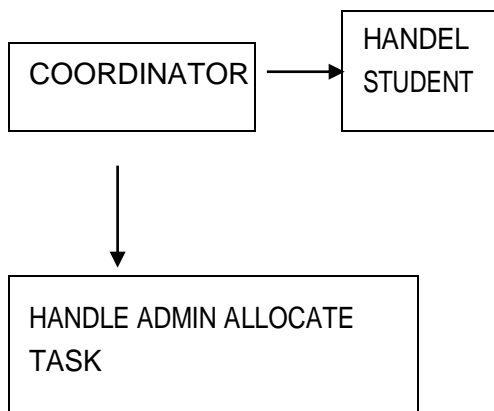


Co-ordinator module

In this module, adding students who are interested in a particular event, adding coordinators who will conduct the particular activity which is allotted by the admin itself and lastly, viewing the results of event held in college. The coordinator part has come up with handling all the related activity assigned by the admin.

Coordinator performs various tasks such as taking the attendance of the students who are registered for a particular event, viewing the list of students from each round, generating the results based on multiple rounds performed.

Coordinator module diagram

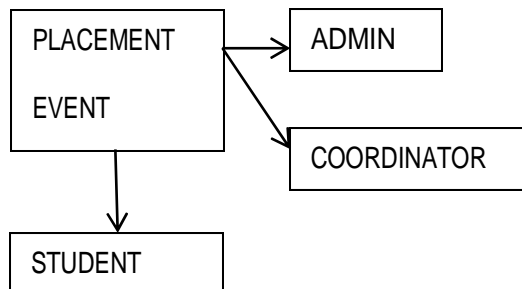


Placement event

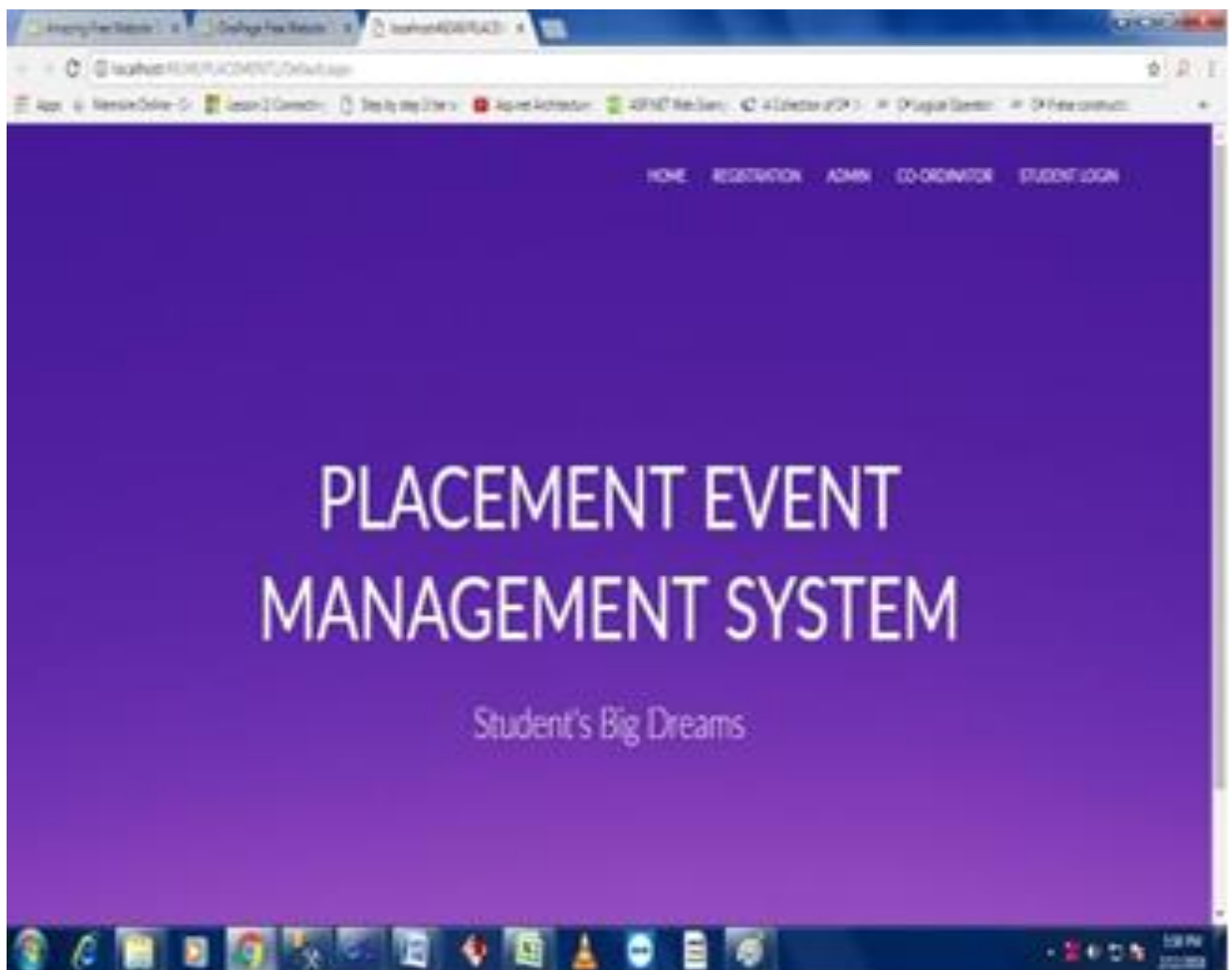
In this module, admin and coordinator has all rights to handle the event. They can update the event list, toper of events and check the student registration. Admin has rights to upload the new placement event in website.

Admin give the task to coordinator for handle the events and student process.

Placement event diagram



Screenshots home



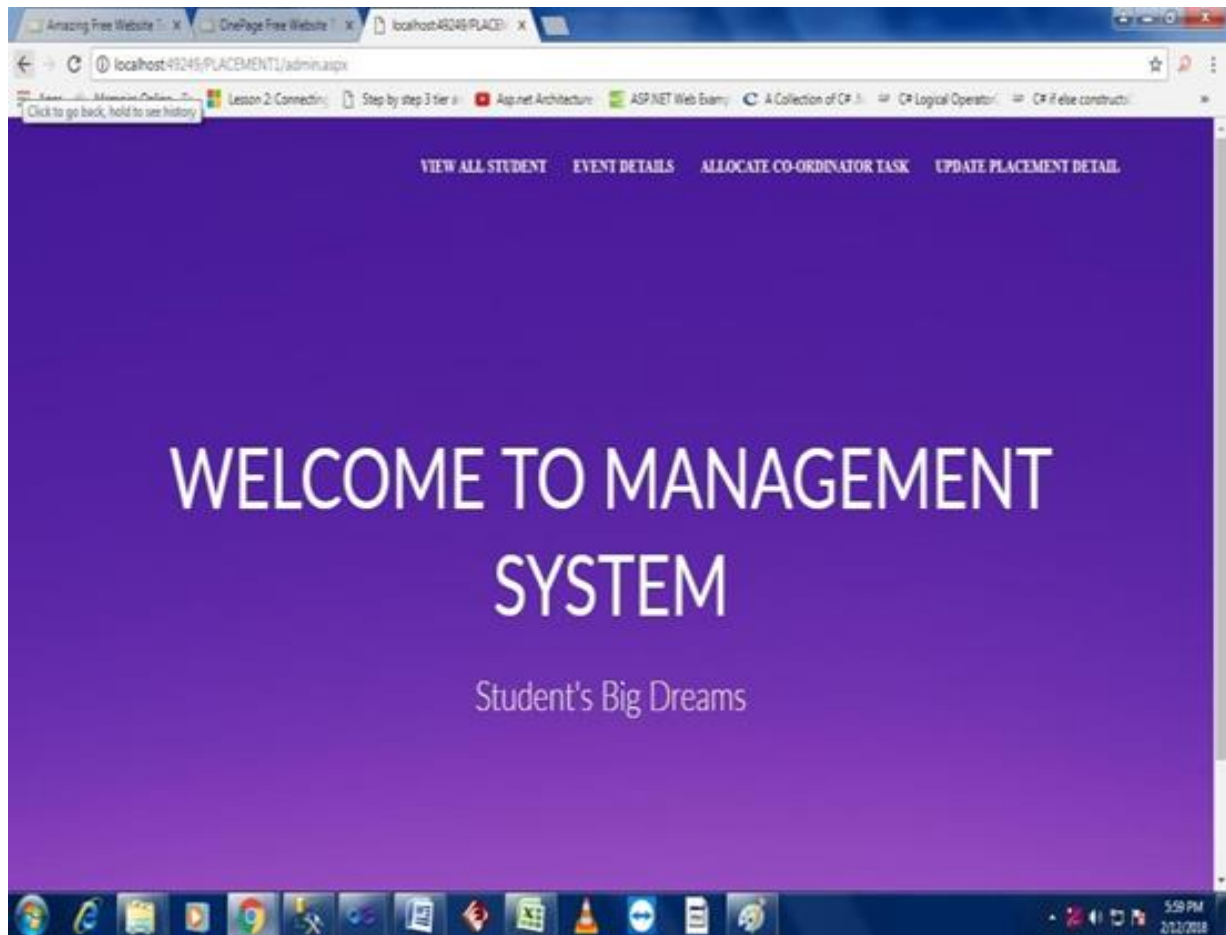
Stud registration



Co-ordinator reg



Admin process



View all detail



Conclusion

This system provides registration of the student, set task to the coordinator. Admin can update their event list. The admin can see the student information and will validate it accordingly, generate the student list based on the coordinator report. Admin will notify each student by sending mail. Admin can update event result in web page. This system also provides forum which is accessible for the admin and coordinator where each student can view result of placement activities. Overall the process of the placement event management is automated and advanced.

Reference

1. International journal of technical research and Applications e-issn: 2320-8163, www.ijtra.com volume 4, Issue 2 (march-april, 2016), pp. 75-77
2. Implementation of Online Placement System ISSN 2319- 8885 Vol.05, Issue.29 September- 2016
3. IJIRST –International Journal for Innovative Research in Science & Technology| Volume 1 | Issue 12 | May 2015
4. Volume 3, Issue 12, December 2013 ISSN: 2277 128X. Available online at: www.ijarcsse.com.
5. International Journal of Advanced Research in Computer and Communication Engineering Vol. 2, Issue 6, June 2013